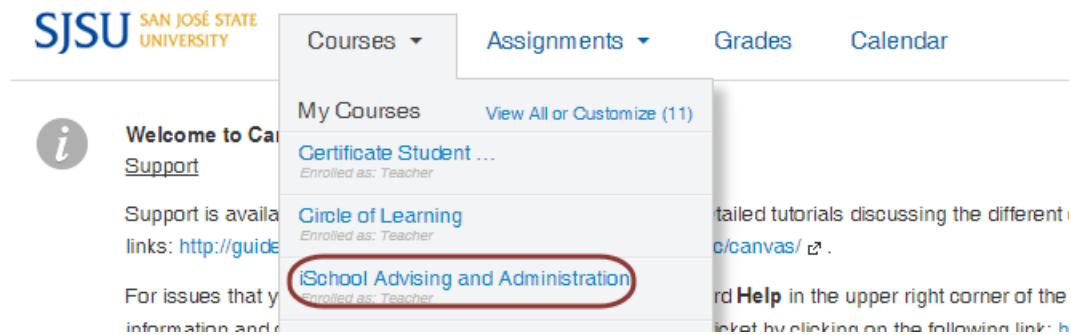
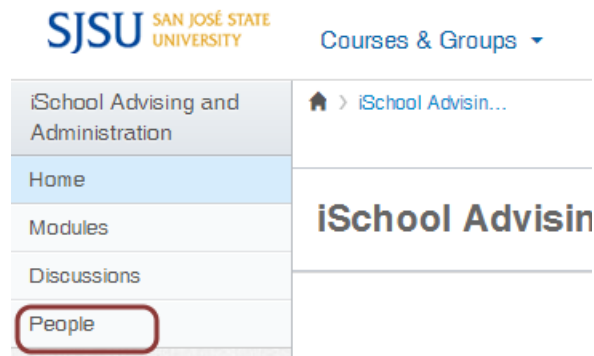


Canvas Tutorial: Joining Student Groups through the iSchool Advising and Administration Canvas Portal

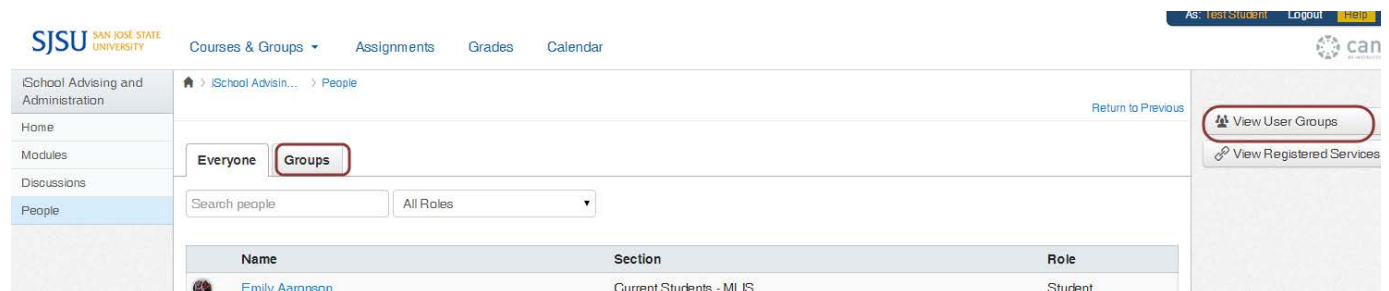
Step 1: Login to Canvas. Find your course: iSchool Advising and Administration



Step 2: Click the People link.



Step 3: Choose the "Groups" tab, or the View User Groups button.



Step 4: View the available student groups. Click the link: [join this group](#)

SJSU SAN JOSE STATE UNIVERSITY

Courses & Groups ▾ Assignments ▾ Grades Calendar

iSchool Advising and Administration

Home

Modules

Discussions

People

🏠 > iSchool Advising > People > Groups [Return to Previous](#)

Everyone Groups

Course Groups

Groups are a good place to collaborate on projects or to figure out schedules for study sessions and the like. Every group gets a calendar, a wiki, discussions, and a little bit of space to store files. Groups can collaborate on documents, or even schedule web conferences. It's really like a mini-course where you can work with a smaller number of students on a more focused project.

- [Advising | Bodart](#)
85 members, iSchool Advising
- [ASIS&T Student Chapter](#)
49 members, ASIS&T

Available Groups

- [ALASC - American Library Association Student Chapter](#)
65 members, ALASC [join this group](#)
- [SAASC - Society of American Archivists Student Chapter](#)
36 members, SAASC [join this group](#)